

Integrating Fluency Practice

Grade 4 Mathematics, Volume 1
Spanish

**Integrating Fluency Practice:
Grade 4 Mathematics, Volume 1
Spanish**

Teacher Edition

Product ID
407-2102D

Region 4 Education Service Center supports student achievement by providing educational products and services that focus on excellence in service for children.

Published by
Region 4 Education Service Center
7145 West Tidwell Road
Houston, Texas 77092-2096
www.esc4.net

© 2022 by Region 4 Education Service Center. All rights reserved. Except as permitted under the United States Copyright Act of 1976, no part of this publication may be reproduced or distributed in any form or by any means, or stored in a database or retrieval system, without the prior written permission of the publisher.

ISBN-13: 978-1-950577-28-6

Printed in the United States of America

Digital Access

Digital files are available by accessing the Region 4 Hub at <http://r4hub.esc4.net>.

Except as permitted under the United States Copyright Act of 1976, no part of this publication may be reproduced or distributed in any form or by any means, or stored in a database or retrieval system, without prior written permission of the publisher.

Copyright law prohibits the copying or sharing of these materials for any purpose outside of direct classroom instruction by the one teacher who owns the purchased copy of this digital book.

Record your Region 4 Hub access information for future reference.

Username:

Password Hint:

For instructions regarding online access, contact shipping@esc4.net.

Acknowledgments

Region 4 Education Service Center would like to acknowledge the talent and expertise of those who contributed to the development of this book. Their dedication to our core values of excellence in service for children made possible the creation of this resource to assist educators in providing quality, effective instruction for all students.

Writing Team

Sana Brennan

Kori Keaton

Christina Lincheck

Crystal Munsinger

Patti Nicodemo

Shelley Bolen-Abbott

Sharon Benson, Ed.D.

SAMPLE

Table of Contents

| | |
|--|---------------|
| Introduction | v-viii |
| What is fluency?..... | v |
| What is <i>Integrating Fluency Practice: Grade 4 Mathematics, Volume 1 Spanish</i> ? | vi |
| What is in a fluency practice activity set? | viii |
| Fluency Practice Activity Sets | 1-76 |
| Representing Decimals..... | 1 |
| Comparing Fractions..... | 8 |
| Adding and Subtracting Decimals | 13 |
| Adding and Subtracting Fractions | 18 |
| Representing Problem Situations..... | 26 |
| Multiplying and Dividing Whole Numbers | 33 |
| Problem Solving with Input-Output Tables..... | 41 |
| Problem Solving with Perimeter and Area | 47 |
| Classifying Figures..... | 55 |
| Measuring Angles | 62 |
| Representing and Using Data | 69 |

What is fluency?

Guiding Principle: Well-structured, intentional fluency practice supports students' ability to carry out procedures flexibly, accurately, efficiently, and appropriately.

What is fluency?

According to the National Research Council (2001), fluency allows students to carry out procedures flexibly, accurately, efficiently, and appropriately. It is a key component of mathematical proficiency, especially when combined with conceptual understanding, strategic competence, reasoning, and a productive disposition or the inclination to see oneself as able to learn mathematics.

Numerical fluency includes the ability to think flexibly about the value of a number, leading to robust understanding of equivalent representations of a number. Multiple experiences over time with composing and decomposing numbers in a variety of ways support the development of numerical fluency through connections to properties of operations, magnitude, and fact fluency. As numerical fluency increases, students' cognitive load is lightened, allowing for a greater focus on new or developing mathematics content.

A student demonstrates computational fluency, rooted in numerical fluency, through efficient and accurate methods for computing. Students choose computational methods based on the problem, understand and explain these methods, and use the chosen method to produce accurate solutions efficiently. This reflects number sense, skills, and performing operations.

Procedural fluency includes understanding of algorithms and procedures; when to use them; and skill in performing them. Experiences with comparing and contrasting various computation strategies contribute to the development of procedural fluency. Computation strategies may include the use of manipulatives, mental math, written procedures, and calculation devices. Procedural fluency with estimation supports students in determining the reasonableness of solutions. In this way, procedural skills complement the development of computational fluency.

Intentional fluency practice builds students' fluency with needed procedures while building on a foundation of conceptual understanding. Fluency contributes to learning and is neither a set of isolated skills nor compartmentalized ideas.

What is *Integrating Fluency Practice: Grade 4 Mathematics, Volume 1 Spanish*?

This supplemental resource features collections of fluency activities supporting instruction aligned to the Texas Essential Knowledge and Skills.

Each fluency practice activity takes approximately 10 minutes to facilitate as a regular part of daily mathematics instruction, intervention, or tutoring sessions.

Activities are designed to engage students while increasing mathematical proficiency, including computational and procedural fluency.

Facilitating fluency practice activities

Each activity includes tasks or prompts for the teacher to use when implementing the activity with students. Display pages are provided for most tasks. The teacher may choose to display the tasks using a digital projection device for whole class display, print copies for small group display, or print copies for individual students. The tasks or prompts provide a starting place for these activities. Teachers are encouraged to supplement the tasks or prompts based on the needs of the students and available time.

For some activities, students may benefit from recording their thinking in writing or having possible answers pre-written in student response card format. For these activities, whiteboards are suggested within the teacher notes. If student whiteboards are not available, teachers may choose to have students write on their desks or on blank paper inside a sheet protector with dry erase markers. When using whiteboards, prompt students to show their responses after recording each answer and provide immediate feedback to each student.

Prior to implementation, the teacher may determine that access to additional resources, such as manipulatives or the STAAR® Reference Materials, will benefit students for a specific activity. If so, the teacher can provide these additional resources as needed.

Providing feedback to students

"Feedback is about closing the gap between current and desired learning."

(Hattie & Clarke, 2019)

For each task within a fluency practice activity, the teacher should provide immediate feedback to every student before proceeding to the next task. Feedback for incorrect responses should be concise and specific enough to help each student identify and correct any errors. If consistent error patterns emerge, the teacher should note that re-teaching at a later time may be necessary.

Effective feedback focuses on refining students' understanding of the content. Some examples of effective feedback are:

- If you answered 16, you likely halved the number. The task was to double the number. Please refine your answer.
- The answer is 16. Try again, this time representing your thinking on the whiteboard to get to an answer of 16.
- The answer is 16. Some recorded 61. If you recorded 61, you determined the correct digits. However, you did not record the digits with the correct place values. Try using a place value mat to support your thinking.
- The answer is (6, 1). If you recorded (1, 6) you reversed the x- and y-coordinates of the point. Why is order important when recording the coordinates of a point?

What is *Integrating Fluency Practice: Grade 4 Mathematics, Volume 1 Spanish*?

Connections to *Closing the Distance, Grade 4 Mathematics*

The fluency practice activities within *Integrating Fluency Practice: Grade 4 Mathematics, Volume 1 Spanish* align to the content of *Closing the Distance, Grade 4 Mathematics*. Additionally, the fluency practice activities may be used to support implementation of the *Sample Tutoring Plans for Closing the Distance*. These tutoring plans are available at no additional cost for those who have purchased *Closing the Distance*. For more information about *Closing the Distance* or the *Sample Tutoring Plans for Closing the Distance* please contact math@esc4.net.



A strong tutoring program has in place:

- Well-trained, consistent tutors who build strong relationships with students
- High-quality instructional materials aligned to standards and classwork
- One-to-one or small groups (3 or less) for individualized support
- Tutoring sessions embedded in the school day or immediately before or after to maximize student access
- At least 3 sessions per week for a minimum of 30 minutes per session
- Data-driven planning, utilizing aligned formative assessments, with tutors building sessions around student strengths and needs (Texas Education Agency, 2021)

References

- Hattie, John, and Shirley. *Visible Learning: Feedback*. New York, NY: Routledge, 2019.
- Kanter, Patsy F., and Steve Leinwand. *Developing Numerical Fluency: Making Numbers, Facts, and Computation Meaningful*. Portsmouth, NH: Heinemann, 2018.
- Swafford, Jane, Bradford Findell, and Jeremy Kilpatrick. *Adding It All up: How Children Learn Mathematics*. Washington, DC: National Academy Press, 2001.
- Texas Education Agency. "Texas Tutoring Supports." Texas Education Agency. Texas Education Agency, August 2, 2022. <https://tea.texas.gov/texas-schools/health-safety-discipline/covid/texas-tutoring-supports>.

What is in a fluency practice activity set?

Component of mathematical fluency reflected in the fluency connection

Mathematical topic and grade level for this set of fluency practice activities

Specific fluency practice activity title

Fluency Practice: Representing Decimals, Grade 4

Conexión de fluidez:
Un estudiante con fluidez puede convertir rápidamente entre representaciones concretas, pictóricas, verbales y numéricas de decimales.

Práctica de fluidez: Reconociendo representaciones
Diga: Vamos a practicar cómo reconocer representaciones de decimales. La representación puede ser con dinero, un modelo de base diez o un modelo pictórico de una fracción. Para los modelos de base diez, un cuadro de cien representa un entero. Para los marcos de diez, un marco de diez representa un entero. Cuando yo les muestro una representación, van a responder mencionando un decimal o una fracción representada por el modelo. Por ejemplo, si yo les muestro dos dólares y tres monedas de 10¢, ustedes dirían: "dos y tres décimos".

Nota: Las representaciones pueden incluir manipulativos reales o dibujos de modelos.

Posibles representaciones para mostrar:
 2 cuadros de cien y 3 barras
 1 dólar, 1 moneda de 5¢ y 5 monedas de 1¢
 Un arreglo de 3 por 4 con 3 columnas sombreadas
 1 marco de diez con 6 cuadrados sombreados

Notas:

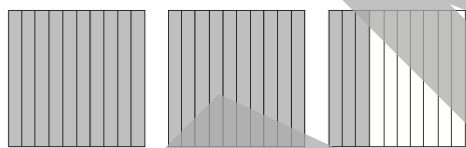
Teacher notes describing how to facilitate each activity with students and any needed materials

Tasks provided to use as prompts for this activity

Title of fluency practice activity


Fluency Practice: Representing Decimals, Grade 4

Reconociendo representaciones



Space for teachers to record notes related to this activity, including implementation ideas, materials, student progress monitoring, etc.

Up to two tasks per display page



Display pages formatted to facilitate digital projection using large font and landscape orientation

1

© 2022 Region 4 Education Service Center

Up to two tasks per display page

2

© 2022 Region 4 Education Service Center

Fluency Practice: Representing Decimals, Grade 4

Conexión de fluidez:

Un estudiante con fluidez puede convertir rápidamente entre representaciones concretas, pictóricas, verbales y numéricas de decimales.

Práctica de fluidez: Reconociendo representaciones

Diga: Vamos a practicar cómo reconocer representaciones de decimales. La representación puede ser con dinero, un modelo de base diez o un modelo pictórico de una fracción. Para los modelos de base diez, un cuadro de cien representa un entero. Para los marcos de diez, un marco de diez representa un entero. Cuando yo les muestre una representación, van a responder mencionando un decimal o una fracción representada por el modelo. Por ejemplo, si yo les muestro dos dólares y tres monedas de 10¢, ustedes dirían: “dos y tres décimos”.

Nota: Las representaciones pueden incluir manipulativos reales o dibujos de modelos.

Posibles representaciones para mostrar:

2 cuadros de cien y 3 barras

1 dólar, 1 moneda de 5¢ y 5 monedas de 1¢

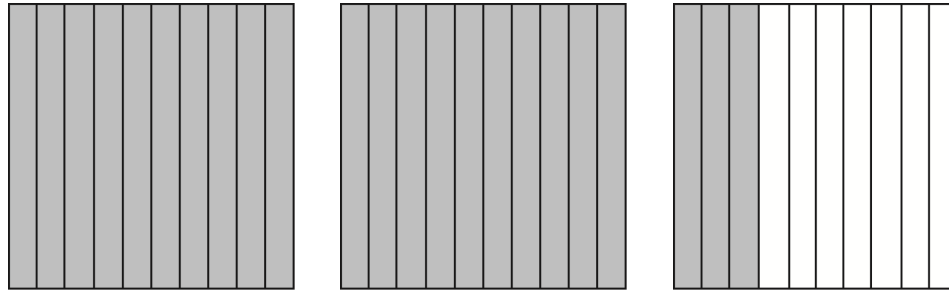
Un arreglo de 3 por 4 con 3 columnas sombreadas

1 marco de diez con 6 cuadrados sombreados

Notas:

Fluency Practice: Representing Decimals, Grade 4

Reconociendo representaciones



Fluency Practice: Representing Decimals, Grade 4

Reconociendo representaciones

